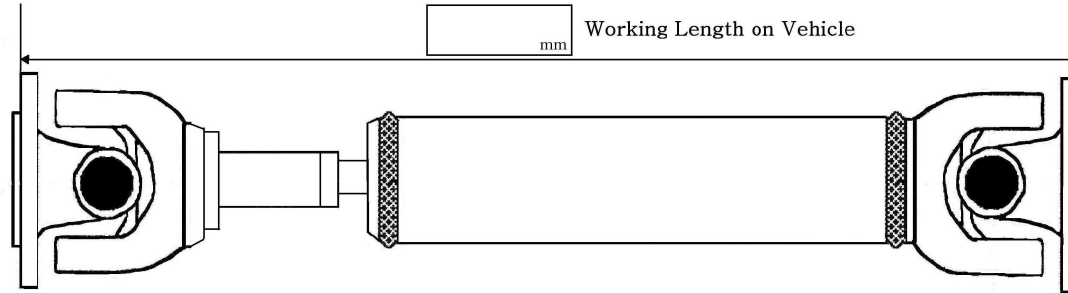
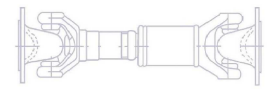


Technical questionnaire for PTO Shafts

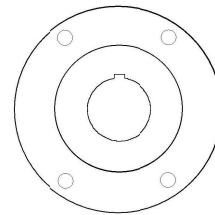


Front Flange Series

Companion Flange

Rear Flange Series

1140	87.3mm Dia, 57mm reg 4 bolt, 69.85mm PCD	
1310	97mm Dia, 60.3mm reg 4 bolt, 79.37mm PCD	
1410	116mm Dia, 69.85mm reg 4 bolt, 95.25mm PCD	
90mm DIN	90mm Dia, 47mm reg 4 bolt, 74.5mm PCD	
100mm DIN	100mm Dia, 57mm reg 6 bolt, 84mm PCD	
120mm DIN	120mm DIA, 75mm reg 8 hole (M8,M10), 101.5mm PCD	
Other Flange Type		



<input type="text"/>	Series	<input type="text"/>
<input type="text"/> mm	Bore	<input type="text"/> mm
<input type="text"/> mm	Key	<input type="text"/> mm

1140	87.3mm Dia, 57mm reg 4 bolt, 69.85mm PCD	
1310	97mm Dia, 60.3mm reg 4 bolt, 79.37mm PCD	
1410	116mm Dia, 69.85mm reg 4 bolt, 95.25mm PCD	
90mm DIN	90mm Dia, 47mm reg 4 bolt, 74.5mm PCD	
100mm DIN	100mm Dia, 57mm reg 6 bolt, 84mm PCD	
120mm DIN	120mm DIA, 75mm reg 8 hole (M8,M10), 101.5mm PCD	
Other Flange Type		

Any Other Comments